

"ALL AROUND THE HOUSE STEAM"

Session 1 PLANT LIFE CYCLE STEAM

GROWING SEEDS <https://www.weareteachers.com/plant-life-cycle-activities/>

Materials: (provided by your library staff)

- Plastic bag
- Scissors
- Crayons/Markers/Colored pencils
- Pencil
- Seeds
- Cotton balls or paper towels
- Water
- Green house/plant pot printable
- Plant life cycle printable

CELERY SCIENCE

<https://lessons4littleones.com/2018/04/19/plants-science-experiments-teaching-how-plants-grow/>

Materials: (let's find them around the house)

- Clear plastic cups or glass cups
- Food coloring
- Celery
- Paper towels
- Water

REGROW KITCHEN SCRAPS

<https://www.weareteachers.com/plant-life-cycle-activities/>


Materials: (let's find them around the house)

- Clear plastic cups or glass cups
- Left over salad stems
- Paper towels
- Water

Books: These amazing books are available at your County library.

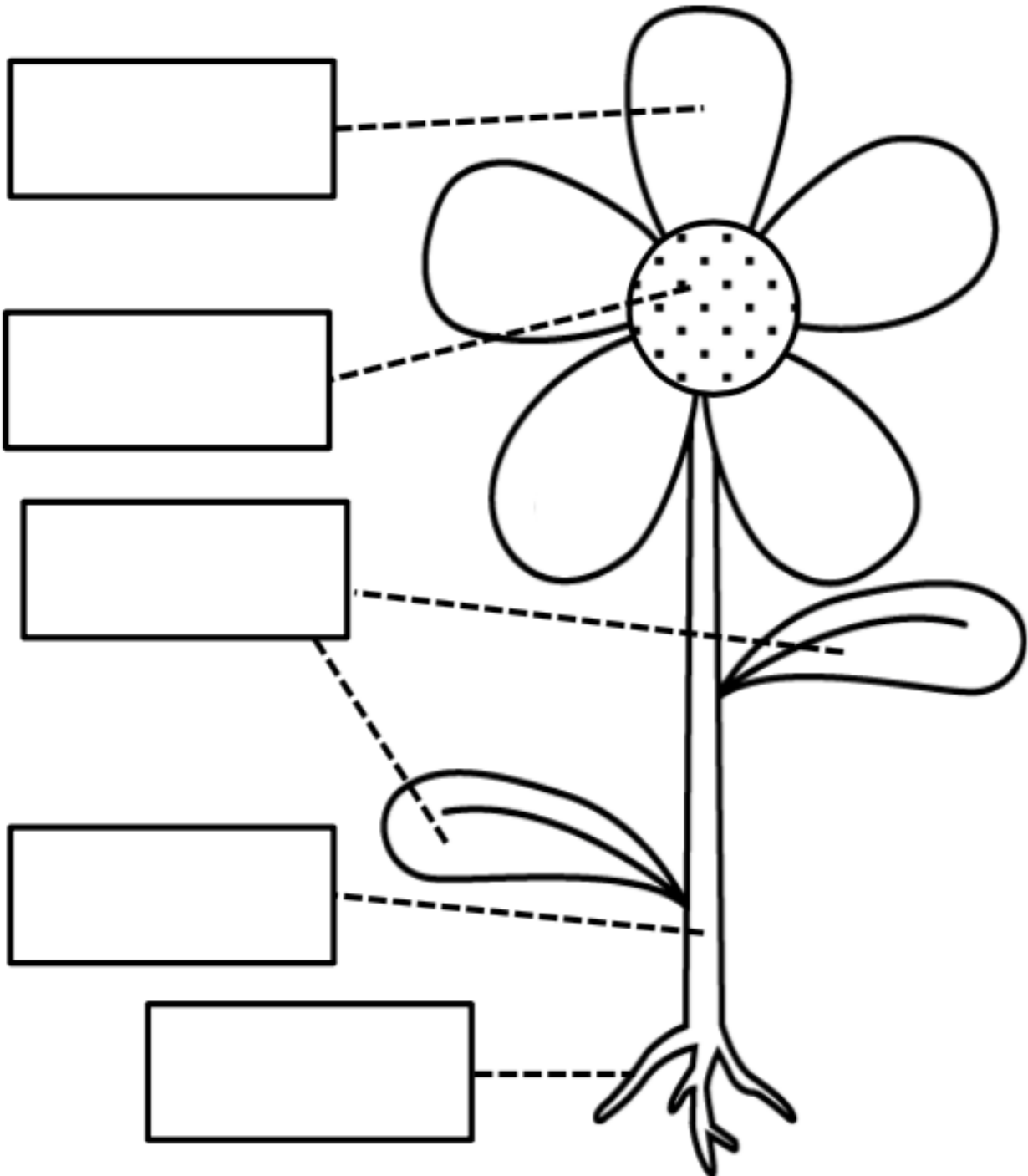
- "The Magic School Bus Plants Seeds" by Patricia Relf
- "Planting a Rainbow" by Lois Ehlert
- "Rooting For You" by Susan Hood
- "Seeds! Seeds! Seeds!" by Nancy Elizabeth Wallace
- "The Tiny Seed" by Eric Carle

Use this template when growing a bean plant in a sealable plastic bag.



Name _____

Parts of A Plant



leaves	seeds	stem
roots	flower	sunlight

Name _____

Sort the words into the correct box.

Plant Parts

Plant Needs



seeds

sunlight

leaves

water

fruit

flower

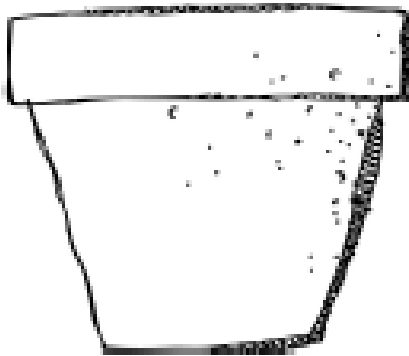
air

soil

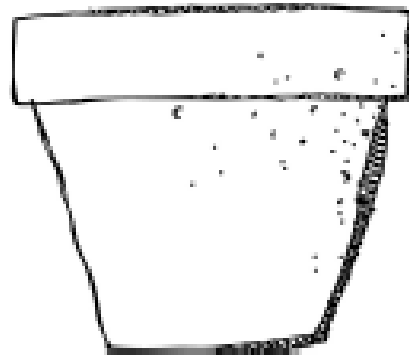
stem

roots

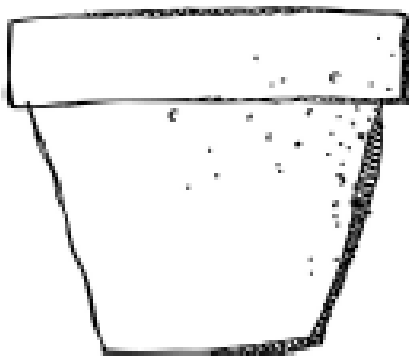
Observing a Bulb




Week 1



Week 2



Week 3

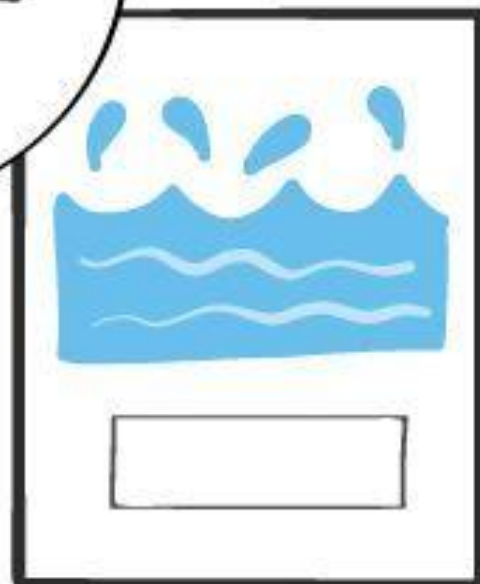




Week 4

What do plants need?

Color the picture. Complete the picture with the needs below

Water Air Soil Sun



Name _____